




AUTHORIZED AMA
STE(A)M PROGRAM

PRE-K

QUICK PROJECT
THE AIRPLANE IS
IN THE HANGAR



AN OFFICIAL PUBLICATION OF THE ACADEMY OF
MODEL AERONAUTICS EDUCATION DEPARTMENT

MODELAIRCRAFT.ORG | AMAFLIGHTSCHOOL.ORG

THE AIRPLANE IS IN THE HANGAR PART 4: SUMMARY

Learning Standards/Concepts/Practices: Observing, Counting, Teamwork, Language Development

Today you learned about the airplane storage building - the hangar. It is fun to learn about airplanes.

MATERIALS NEEDED:

Book about airplane hangar (Draft of book ideas below), template of aircraft pictures (rocket, helicopter, airplane, hot air balloon, and jet), card stock paper, bag with airplane hangar picture on it (from which to pull out aircraft pictures).

PART 1: READ-ALOUD

Book about airplane hangar

PART 2: DISCUSSION

Ask the students if they know where airplanes sleep at night. In the hangar (sometimes). Tell them that they are going to play a game and sing a song about different kinds of aircraft sleeping in the hangar.

PART 3: ACTIVITY

Gather students in a circle around a cardboard box decorated as a simple airplane hangar. Have pictures of aircraft – prop plane, helicopter, jet, blimp, hot air balloon, etc. Sing “The Airplane’s in the Hangar” to the tune of The Farmer in the Dell. Each person gets to take one picture out. After they take the picture out and show everyone, the group sings a song verse, inserting the type of aircraft that came out of the “hangar”. “The blimp is in the hangar, the blimp is in the hangar, hi-ho in the hanger we go, the blimp is in the hanger.”



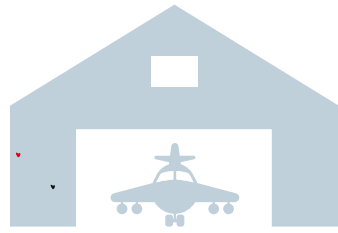
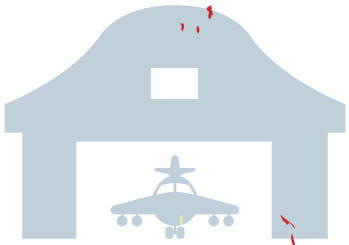


Hangar 9 is Fine: Hangar 1 bakes in the sun, Hangar 2 is gets painted blue, Hangar 3 is very busy, Hangar 4 has a new door, Hangar 5 is now live, Hangar 6 is Rick’s, Hangar 7 is heaven, Hangar 8 is great, Hangar 9 is fine, Hangar 10 is buzzing again.

Airplanes Sleep in the Hangar: Airplanes sleep in the hangar. After the Day is done. Do not awaken the airplanes. They are too tired for having fun. Airplanes sleep in the hangar. Out of the rain and the wind. Do not awaken the airplanes. Their wings are on the mend. Airplanes sleep in the hangar. Just like you sleep in your bed. Do not awaken the airplanes. Let dreams fly around instead.

“Wake up in the Hangar!”: Wake up in the hangar. Everyone is ready to fly. Wake up in the hangar. The sun is starting to shine. Wake up in the hangar. The tower is calling you to go. Wake up in the hangar. Everyone is already late. Wake up in the hangar. The baggage handler is ready to load. Wake up in the hangar. The ticket agent is calling you to board. ETC...



Scan QR Code or go to <https://www.amaflightschool.org/prek-quickprojects-airplane-hangar> for downloadable PDF.



HAVE MORE FUN
LEARNING AT HOME!



QUICK PROJECTS

A collage of various project cards from the AMA Flight School. The cards include: 'QUICK PROJECT PAPER', 'QUICK PROJECT COFFEE FILTER PARATROOPER', 'QUICK PROJECT RECYCLED MATERIALS HOVERCRAFT', 'QUICK PROJECT PAPER PLANE LAUNCHER', 'QUICK PROJECT PARATROOPERS', 'QUICK PROJECT PAPER MODEL PLANES ZERO', and 'QUICK PROJECT PAPER MODEL'. A circular inset shows a young boy in a dark jacket sitting at a wooden table, focused on cutting a piece of paper with red-handled scissors. A speech bubble from a cartoon character says 'LET YOUR MIND SOAR WITH THESE FREE PROJECTS!'. The background is a dark blue pattern of faint technical drawings and text like 'USE LAGE', 'WARNING! DO NOT FOLD TABS', and 'FOLD RADIATOR'.

QUICK PROJECT PAPER

QUICK PROJECT COFFEE FILTER PARATROOPER

QUICK PROJECT RECYCLED MATERIALS HOVERCRAFT

QUICK PROJECT PAPER PLANE LAUNCHER

QUICK PROJECT PARATROOPERS

QUICK PROJECT PAPER MODEL PLANES ZERO

QUICK PROJECT PAPER MODEL

LET YOUR MIND SOAR WITH THESE FREE PROJECTS!

FIND INSTRUCTIONS, PRINTOUTS, AND VIDEOS AT
AMAFLIGHTSCHOOL.ORG/QUICKPROJECTS